



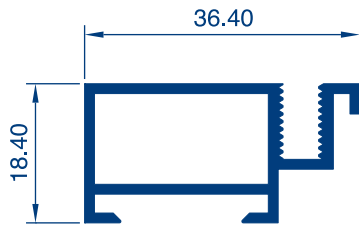




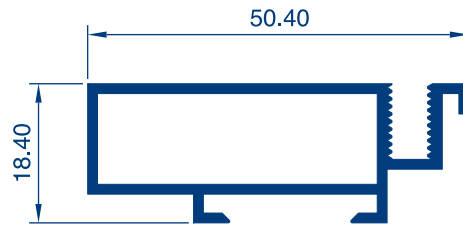
domo

PRE-
MAR-
COS

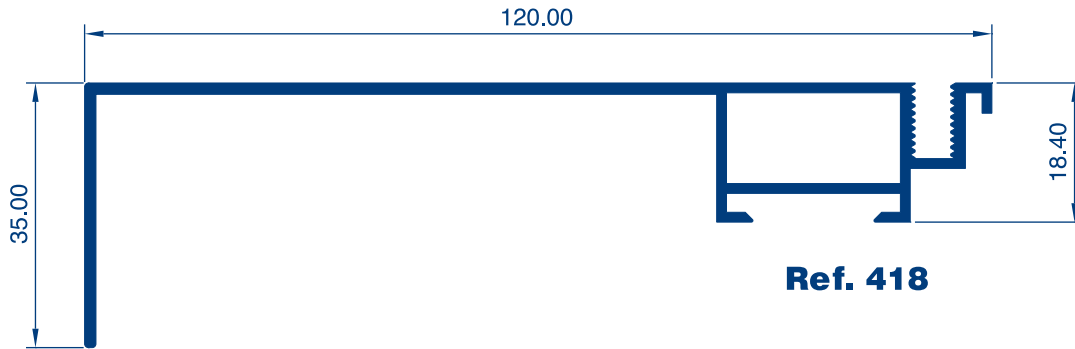
Referencia	Sección	Designación	Peso g / ml	Perímetro dm ² / ml	Inercia Ix cm ⁴	Inercia Iy cm ⁴
413		Premarco 36 mm	416	23.8		
414		Premarco 50 mm	516	30.0		
418		Premarco 120 mm	891	47.1		
462		Premarco 116 mm para guía	652	36.3		
465		Premarco 140 mm para guía	769	42.1		
6004		Premarco 36 mm	286	19.4		
6005		Premarco 50 mm	370	25.0		




Ref. 413



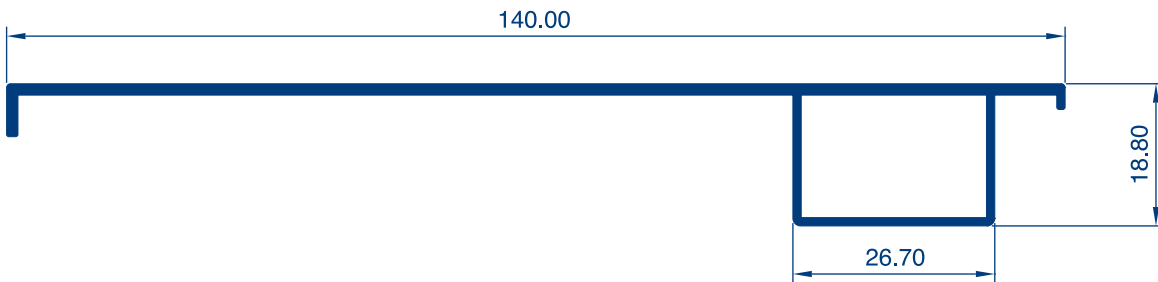
Ref. 414



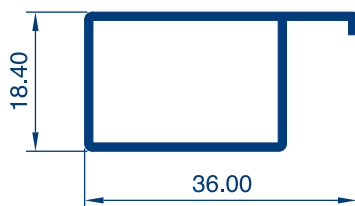
Ref. 418




Ref. 462



Ref. 465



Ref. 6004



Ref. 6005

